

Minority Business Enterprise Report

Fiscal Year 2006
(July 1, 2005 – June 30, 2006)



GOVERNOR'S OFFICE OF MINORITY AFFAIRS

Martin O'Malley, Governor
Anthony G. Brown, Lt. Governor

Luwanda W. Jenkins, Special Secretary
Herbert Jordan III, Deputy Secretary

www.mdminoritybusiness.com

TABLE OF CONTENTS

	<u>Page</u>
I. Purpose of this Report	3
II. OMA Mission.	4
III. Executive Summary	5
IV. FY 2006 Detail Reports	8

*MBE Payment Reports, MBE Contract Award Reports
and Pie Charts*

I. PURPOSE OF THIS REPORT

The Governor's Office of Minority Affairs is submitting this Report in accordance with Sections 9-306 of the State Government Article and 14-305 of the State Finance and Procurement Article of the Annotated Code of Maryland. Section 14-302 of the State Finance and Procurement Article establishes the following goals for MBE participation in State contracts:

- An overall minimum of 25% of the total dollar value of each unit's procurements made directly or indirectly to all certified MBEs.
- A minimum of seven percent of the total dollar value of each unit's procurements made directly or indirectly to African-American-owned businesses certified as MBEs.
- A minimum of 10% of the total dollar value of each unit's procurements made directly or indirectly to women-owned businesses that are certified as MBEs.

An MBE is defined as a business that is at least 51% owned, managed and controlled by a minority person(s) as defined by state and federal laws. This includes members of socially or economically disadvantaged minority groups, such as African Americans, Asian Americans, Hispanics, American Indians, women and physically or mentally disabled individuals.

State agencies can achieve their MBE goals by using any combination of the six groups listed in the above paragraph as subcontractors and/or prime contractors. To meet the goal using MBE subcontractors, all prime contractors must:

1. Identify work areas for subcontracting.
2. Solicit minority business enterprises through written notice or personal contact.
3. Help minority businesses meet bonding requirements or grant them a waiver of bonding requirements.
4. Identify their MBE contractors at the time they submit their bids or proposals

Americans with Disability Act (ADA) Statement

OMA is committed to complying with the ADA. Every reasonable effort will be made to provide this document in an alternative format, upon request.

Governor's Office of Minority Affairs

6 Saint Paul Street, Suite 1502

Baltimore, Maryland 21202

(410) 767-8232 (Voice)

(410) 333-3098 (TTY)

Website: www.mminoritybusiness.com

II. OMA MISSION

The Governor's Office of Minority Affairs (OMA) is a sub-cabinet-level agency in the Executive Department of Maryland State Government. OMA's mission is to strengthen and advocate for Maryland's more than 250,000¹ minority and women-owned businesses. The agency is also responsible for establishing executive policy directives, overseeing the State's Minority Business Enterprise (MBE) Program for all 75 state agencies, and making sure each agency achieves its MBE Program goals.

OMA is a "one-stop shop" for information and support to help women and minority businesses navigate the State's procurement and certification processes. The Office provides businesses with referrals to organizations and implements programs that help women and minority business owners receive the services they need to start, develop, and grow their companies.

OMA also sponsors conferences and seminars that provide information to minority entrepreneurs regarding various business opportunities with state government. The Office continues to act as an ombudsman for women and minority business owners throughout their entire business lifecycle.

OMA is also responsible for tracking and reporting each agency's MBE performance. This information is published annually in the MBE Report, which is submitted to the Governor and the Maryland General Assembly. The Annual MBE Report is available to the public upon request.

OMA's priorities are:

- Advising the Governor on key issues that impact minority communities.
- Developing MBE Program policy and procedures.
- Increasing MBE performance across the state.
- Enhancing outreach and service delivery to the small and minority business communities.
- Supporting and overseeing compliance with MBE programs in all state agencies/departments.
- Increasing the visibility and involvement of Maryland's minority community.
- Improving the State's ability to achieve and exceed its goals for economic development, business attraction and retention, job creation and preservation.
- Reducing discriminatory practices that lead to the underutilization of minority businesses.
- Increasing wealth and promoting self-sufficiency in minority communities.

¹ Small Business Profile: MARYLAND, U.S. Small Business Administration, Table 1. Firms and Employment in Maryland by Industry and Firm Size, 2002, issued 2005, <http://www.sba.gov/advo/research/profiles/05md.pdf>

III. EXECUTIVE SUMMARY

The State's reported total procurement for fiscal year 2006 was \$4,597,866,799. Of this total, \$1,019,679,834 dollars, or 22 percent, represent awards to minority business enterprises. This shows a slight increase over the \$954,263,508 – or 21% MBE award total - reported in fiscal year 2005 (see Figure 1).

More importantly, payments, not awards, represent the most meaningful measure of the success of the MBE program. This report documents that state agencies reported payments to MBEs for goods and services increased from \$569,203,255 in FY 2005 to \$733,087,453 in FY 2006 (see Figure 2).

Figure 1.

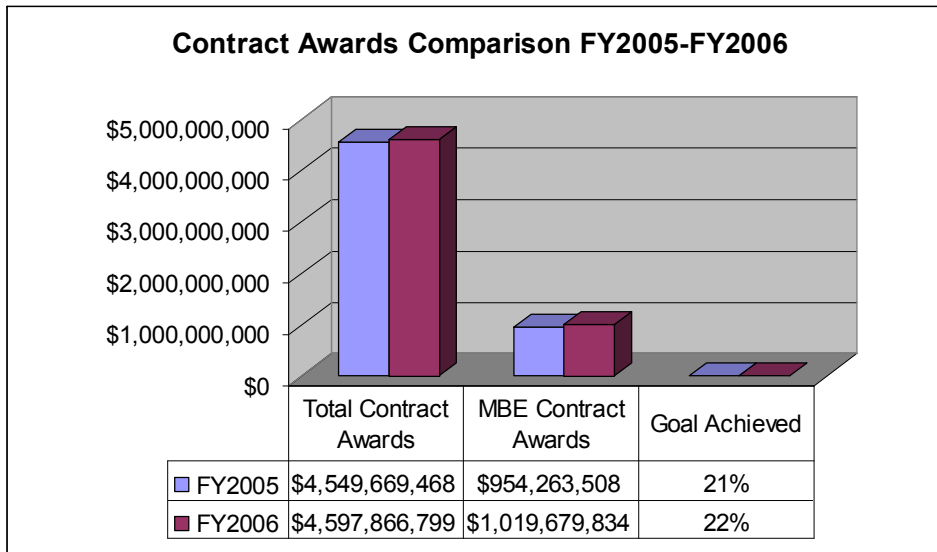
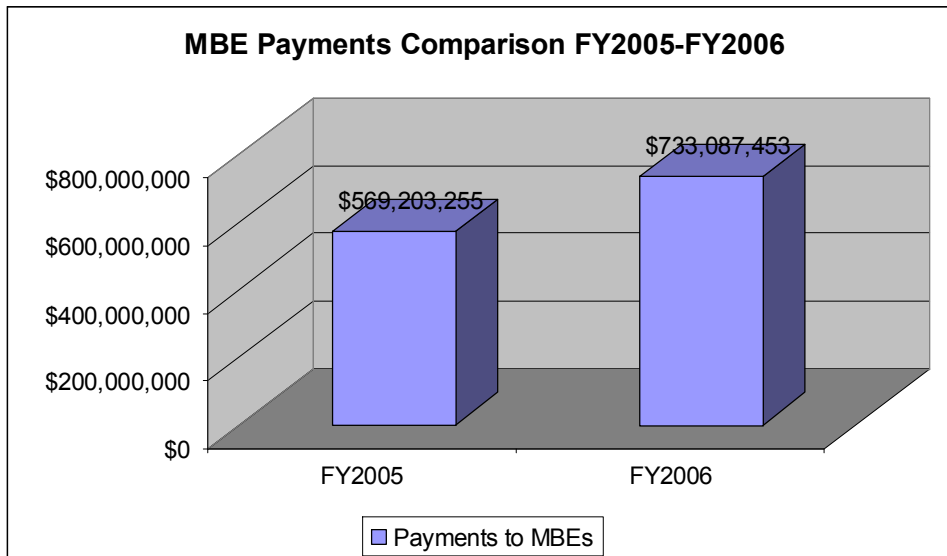


Figure 2.



FY 2006 Reporting Highlights:

- 1. Slight increase in contract award percentage from 21% to 22% and in total award dollars to MBEs in FY 2006 as compared to FY 2005.**

Exhibit 1: MBE Contract Awards by Fiscal Year, FY2003 through FY2006

Fiscal Year	Total Awards	Total MBE Awards	Total MBE Participation %
2006	\$4,597,866,779	\$1,019,679,834	22.0%
2005	\$4,549,669,468	\$954,263,508	21.0%
2004	\$3,685,656,960	\$641,337,401	17.4%
2003	\$3,690,826,714	\$576,863,620	15.6%

- 2. Total payments to MBEs increased by 29%.**

Exhibit 2: MBE Contract Awards by Fiscal Year, FY2005 through FY2006

Fiscal Year	Total Payments to MBES
2006	\$733,087,463
2005	\$569,203,237

- 3. Contract awards to African American owned firms increased slightly from FY2005-FY2006, by 8%, while contract awards to all other ethnic minorities and women declined.**

Exhibit 3: Contract Awards by MBE Classification for FY2005 and FY2006

MBE Classification	FY2006 Total MBE Awards	FY2005 Total MBE Awards	% increase/ decrease
African-American	\$199,182,588	\$184,068,479	8%
Asian	\$81,386,273	\$90,223,539	-10%
Hispanic	\$45,035,376	\$58,098,177	-22%
Native-American	\$8,877,742	\$10,684,057	-17%
Women	\$260,520,974	\$261,299,888	0%
Disabled	\$112,291,113	\$25,754,246	336%
Non-Profit (Certified)	\$160,279,150	\$183,833,601	-13%
Sheltered Workshops (Certified)	\$152,106,612	\$140,301,521	8%
Total	\$1,019,679,834	\$954,263,508	7%

- 4. **At the same time contract awards to the disabled increased by 336%, while awards to sheltered workshops increased by 8% and awards to non-profits declined by 13% (see Exhibit 3).**

- 5. **Nonprofits, sheltered workshops and the disabled continued to dominate the prime contract awards at the expense of primarily ethnic minorities.**

Exhibit 4: FY2006 Contract Awards by MBE Classification

MBE Classification	Value of MBE Prime Awards	% of Total MBE Procurement
African-American	\$36,171,842	6.72%
Asian	\$36,133,476	6.71%
Hispanic	\$18,091,915	3.36%
Native-American	\$721,453	0.13%
Women	\$106,682,737	19.81%
Disabled	\$17,126,511	3.18%
Non-Profit (Certified)	\$183,505,462	34.07%
Sheltered Workshops (Certified)	\$140,215,537	26.03%
Total	\$538,648,933	100.00%

- 6. **Sub-goal attainment remained roughly the same as compared to the prior year.**

Exhibit 5: FY2006 Sub-goal Results

MBE Classification	Total Value of MBE Awards	% of Total State Procurement	Goals
African-American	\$184,068,479	4.3%	7.0%
Women	\$261,299,888	5.7%	10.0%

IV. FY 2006 DETAIL REPORTS

MBE PAYMENT, MBE CONTRACT AWARD, and MBE VENDOR REPORTS & PIE CHARTS

Payment Reports

	Page #
<i>MBE State Agency Payment Report</i>	9
 <u>Pie Charts</u>	
<i>Payments to MBEs by MBE Classification</i>	11
<i>Payments to MBE Prime Contractors by MBE Classification.</i>	12
<i>Payments to MBE Sub-Contractors by MBE Classification</i>	13

Contract Award Reports

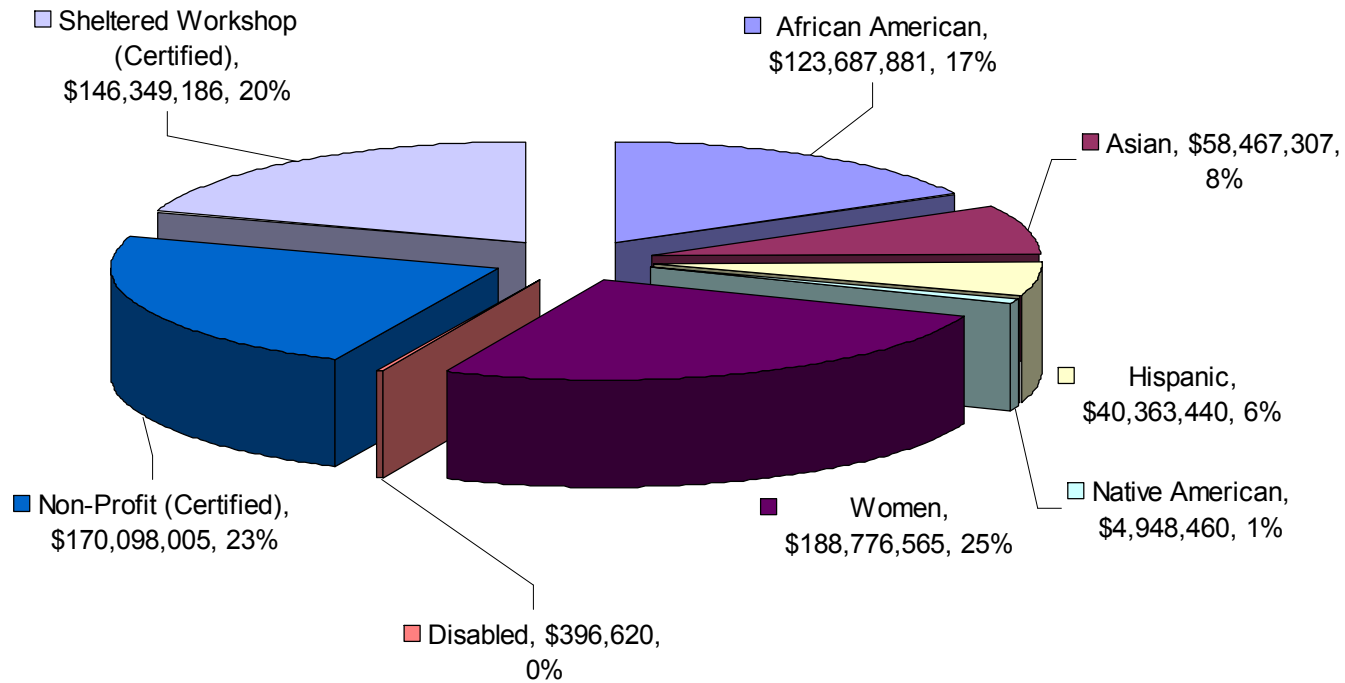
<i>MBE State Agency Goal Summary Report</i>	14
<i>Purchase Card (P-Card) Use by State Agency</i>	16
<i>State Agency Waiver Report</i>	18
 <u>Pie Charts</u>	
<i>Contract Awards to MBEs by MBE Classification</i>	20
 <i>Awards to MBEs by Procurement Category</i>	 21
<i>Woman</i>	22
<i>African American</i>	23
<i>Non-Profit</i>	24
<i>Sheltered Workshop</i>	25
<i>Disabled</i>	26
<i>Asian American</i>	27
<i>Hispanic</i>	28
<i>Native American</i>	29

FY2006 MBE State Agency Payment Report				
<i>(sorted by "All Payments to MBEs")</i>				
State Agency Name	All Payments to MBEs (A + B)	Payments to MBE Primes (A)	Payments to MBE Sub-contractors (B)	% of Total Payments to MBEs (A+B)/C
DEPARTMENT OF HEALTH & MENTAL HYGIENE	\$309,310,401	\$299,429,373	\$9,881,028	42.2%
MDOT	\$133,920,546	\$50,808,078	\$83,112,469	18.3%
MDOT-STATE HIGHWAY	\$89,627,729	\$47,643,695	\$41,984,034	
MDOT-TRANSPORTATION AUTHORITY	\$11,681,094	\$0	\$11,681,094	
MDOT-TRANSIT	\$10,669,289	\$0	\$10,669,289	
MDOT-PORT	\$9,406,777	\$1,213,438	\$8,193,339	
MDOT-OFFICE OF THE SECRETARY	\$7,010,448	\$1,643,570	\$5,366,878	
MDOT-AVIATION	\$3,895,878	\$0	\$3,895,878	
MDOT-MOTOR VEHICLE	\$1,629,333	\$307,375	\$1,321,958	
UNIVERSITY SYSTEM OF MD	\$77,918,594	\$23,095,232	\$54,823,361	10.6%
USM-UNIVERSITY OF MARYLAND, COLLEGE PARK	\$48,061,010	\$10,119,760	\$37,941,249	
USM-UNIVERSITY OF MARYLAND, BALTIMORE	\$11,769,795	\$4,893,054	\$6,876,741	
USM-TOWSON UNIVERSITY	\$8,673,185	\$3,184,495	\$5,488,690	
USM-UNIVERSITY OF MARYLAND, UNIVERSITY COLLEGE	\$3,368,259	\$2,361,070	\$1,007,189	
USM-UNIVERSITY OF MARYLAND, BALTIMORE COUNTY	\$2,220,419	\$0	\$2,220,419	
USM-BOWIE STATE UNIVERSITY	\$1,842,223	\$697,831	\$1,144,392	
USM-UNIVERSITY OF BALTIMORE	\$741,367	\$614,452	\$126,915	
USM-SALISBURY STATE UNIVERSITY	\$537,561	\$536,095	\$1,466	
USM-UNIVERSITY OF MARYLAND, EASTERN SHORE	\$408,398	\$392,098	\$16,300	
USM-FROSTBURG STATE UNIVERSITY	\$296,378	\$296,378	\$0	
DEPARTMENT OF PUBLIC SAFETY & CORRECTIONAL SERVICES	\$56,122,356	\$37,687,500	\$18,434,856	7.7%
PUBLIC SCHOOL CONSTRUCTION	\$53,523,332	\$28,780,818	\$24,742,514	7.3%
DEPARTMENT OF EDUCATION	\$18,961,580	\$18,004,573	\$957,007	2.6%
DEPARTMENT OF BUDGET & MANAGEMENT	\$18,915,822	\$7,916,234	\$10,999,588	2.6%
MORGAN STATE UNIVERSITY	\$18,566,117	\$970,435	\$17,595,682	2.5%
MARYLAND STATE BOARD OF ELECTIONS	\$9,779,500	\$8,477,509	\$1,301,991	1.3%

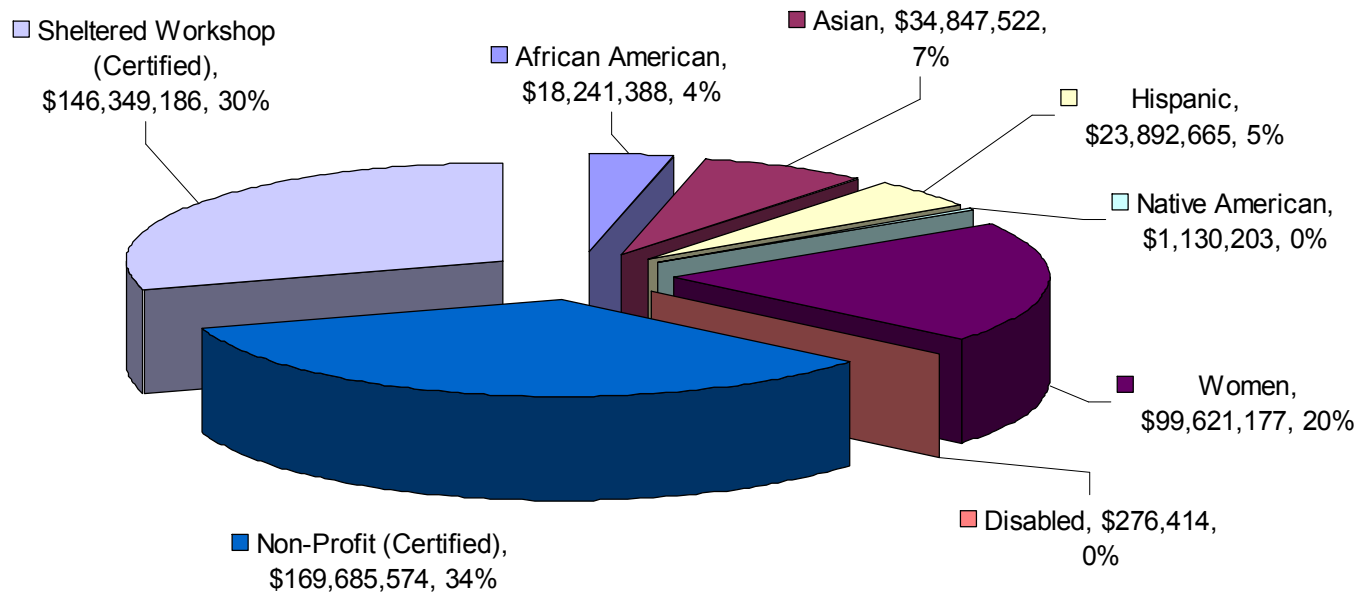
FY2006 MBE State Agency Payment Report				
<i>(sorted by "All Payments to MBEs")</i>				
State Agency Name	All Payments to MBEs (A + B)	Payments to MBE Primes (A)	Payments to MBE Sub-contractors (B)	% of Total Payments to MBEs (A+B)/C
MARYLAND ENVIRONMENTAL SERVICES	\$8,357,164	\$5,176,895	\$3,180,269	1.1%
DEPARTMENT OF GENERAL SERVICES	\$6,713,007	\$3,555,265	\$3,157,742	0.9%
MARYLAND STATE LOTTERY AGENCY	\$4,739,082	\$55,796	\$4,683,287	0.6%
MARYLAND STADIUM AUTHORITY	\$3,311,831	\$660,805	\$2,651,026	0.5%
DEPARTMENT OF BUSINESS & ECONOMIC DEVELOPMENT	\$2,824,655	\$1,746,091	\$1,078,564	0.4%
DEPARTMENT OF LABOR, LICENSING & REGULATIONS	\$2,328,492	\$2,328,492	\$0	0.3%
MARYLAND STATE ARCHIVES	\$1,678,005	\$1,678,005	\$0	0.2%
DEPARTMENT OF HUMAN RESOURCES	\$1,555,512	\$33,688	\$1,521,824	0.2%
MARYLAND STATE POLICE	\$1,120,767	\$1,120,767	\$0	0.2%
SAINT MARY'S COLLEGE	\$843,703	\$843,703	\$0	0.1%
DEPARTMENT OF ENVIRONMENT	\$435,143	\$412,958	\$22,185	0.1%
COMPTROLLER OF MARYLAND	\$395,299	\$0	\$395,299	0.1%
MILITARY DEPARTMENT	\$331,573	\$281,573	\$50,000	0.0%
EXECUTIVE DEPARTMENT	\$315,164	\$315,164	\$0	0.0%
DEPARTMENT OF NATURAL RESOURCES	\$241,031	\$0	\$241,031	0.0%
MARYLAND STATE TREASURER'S OFFICE	\$186,728	\$0	\$186,728	0.0%
MARYLAND AUTO INSURANCE FUND	\$181,098	\$181,098	\$0	0.0%
MARYLAND PUBLIC TELEVISION	\$175,128	\$175,128	\$0	0.0%
FOOD CENTER AUTHORITY	\$151,463	\$124,580	\$26,883	0.0%
MARYLAND HIGHER EDUCATION COMMISSION	\$77,435	\$77,435	\$0	0.0%
WORKERS COMPENSATION COMMISSION	\$53,516	\$53,516	\$0	0.0%
DEPARTMENT OF PLANNING	\$33,726	\$33,726	\$0	0.0%
PROSECUTORS OFFICE	\$7,540	\$7,540	\$0	0.0%
TAX COURT	\$7,038	\$7,038	\$0	0.0%
ATTORNEY GENERAL'S OFFICE	\$5,114	\$5,114	\$0	0.0%
Total Payments to MBEs (C):	\$733,087,463	\$494,044,130	\$239,043,334	100.0%

FY2006 Total Payments (\$733,087,463) to MBEs by MBE Classification

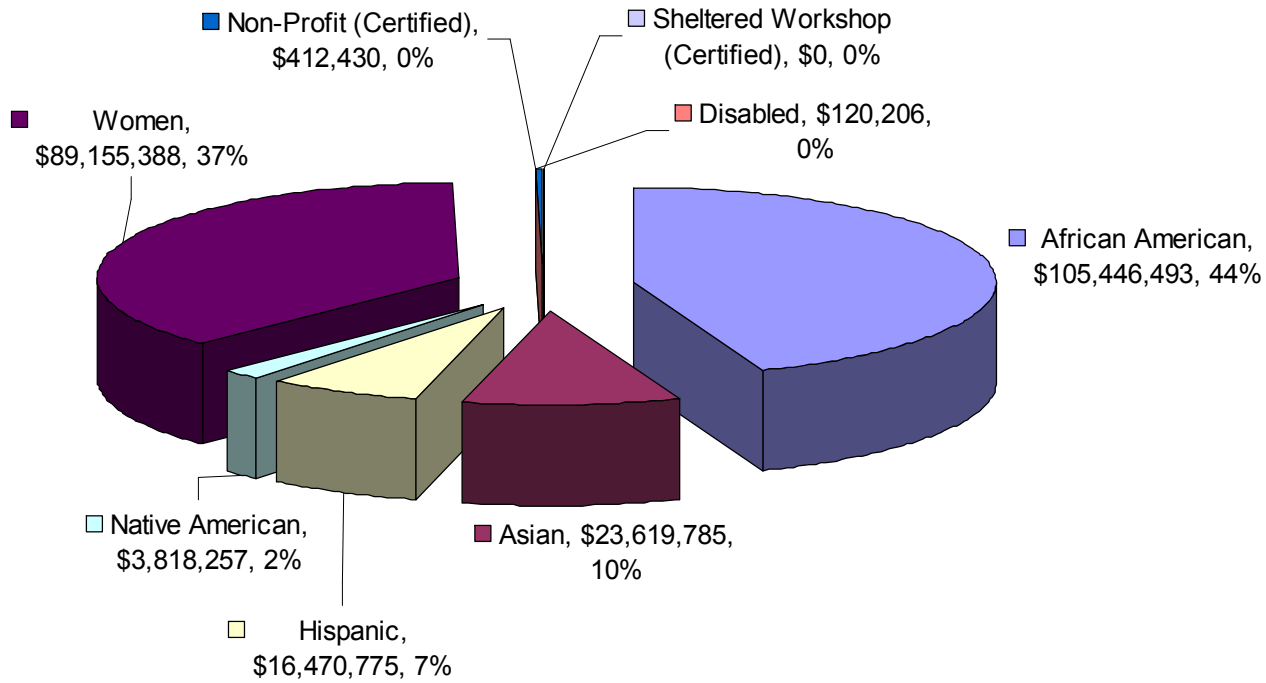
Note: "Total Payments -" equals the total of all MBE prime contract payments plus the total of all MBE subcontract payments.



FY2006 Payments to MBE Prime Contractors (\$494,044,129) by MBE Classification



FY2006 Payments to MBE Sub Contractors (\$239,043,334) by MBE Classification



**FY2006 MBE State Agency Goal
Summary Report (Contract Awards)**
(sorted by "Total Contract Awards")

State Agency Name	Total Contract Awards (A)	MBE Contract Awards (B)	Goal Attained (B)/(A)*100
MDOT-MD Department of Transportation	\$1,231,053,458	\$236,925,518	19.2%
<i>MDOT - STATE HIGHWAY ADMIN (SHA)</i>	<i>\$654,226,841</i>	<i>\$125,260,625</i>	<i>19.1%</i>
<i>MDOT-TRANSPORTATION AUTHORITY (MdTA)</i>	<i>\$243,335,868</i>	<i>\$56,507,112</i>	<i>23.2%</i>
<i>MDOT - PORT ADMIN (MPA)</i>	<i>\$158,687,583</i>	<i>\$10,146,262</i>	<i>6.4%</i>
<i>MDOT - AVIATION ADMIN (MAA)</i>	<i>\$84,596,584</i>	<i>\$20,213,583</i>	<i>23.9%</i>
<i>MDOT - TRANSIT ADMIN (MTA)</i>	<i>\$52,483,611</i>	<i>\$16,781,073</i>	<i>32.0%</i>
<i>MDOT - MOTOR VEHICLE ADMIN (MVA)</i>	<i>\$27,767,117</i>	<i>\$7,608,577</i>	<i>27.4%</i>
<i>MDOT - OFFICE OF THE SECRETARY</i>	<i>\$9,955,854</i>	<i>\$408,286</i>	<i>4.1%</i>
DEPARTMENT OF HEALTH & MENTAL HYGIENE	\$685,694,083	\$313,460,051	45.7%
USM-University System of Maryland	\$593,692,451	\$82,426,909	13.9%
<i>USM-UNIVERSITY OF MARYLAND, COLLEGE PARK</i>	<i>\$287,870,466</i>	<i>\$41,961,895</i>	<i>14.6%</i>
<i>USM-UNIVERSITY OF MARYLAND, BALTIMORE</i>	<i>\$153,916,349</i>	<i>\$20,327,456</i>	<i>13.2%</i>
<i>USM-TOWSON UNIVERSITY</i>	<i>\$37,397,246</i>	<i>\$8,422,043</i>	<i>22.5%</i>
<i>USM-UNIVERSITY OF MARYLAND, USM-UNIVERSITY COLLEGE</i>	<i>\$29,273,717</i>	<i>\$3,368,259</i>	<i>11.5%</i>
<i>USM-UNIVERSITY OF MARYLAND, BALTIMORE COUNTY</i>	<i>\$27,975,077</i>	<i>\$3,265,912</i>	<i>11.7%</i>
<i>USM-FROSTBURG STATE UNIVERSITY</i>	<i>\$14,353,117</i>	<i>\$612,866</i>	<i>4.3%</i>
<i>USM-UNIVERSITY OF BALTIMORE</i>	<i>\$13,829,284</i>	<i>\$848,242</i>	<i>6.1%</i>
<i>USM-UNIVERSITY OF MARYLAND, EASTERN SHORE</i>	<i>\$11,315,901</i>	<i>\$483,959</i>	<i>4.3%</i>
<i>USM-COPPIN STATE UNIVERSITY</i>	<i>\$9,450,527</i>	<i>\$1,283,498</i>	<i>13.6%</i>
<i>USM-BOWIE STATE UNIVERSITY</i>	<i>\$8,310,767</i>	<i>\$1,852,779</i>	<i>22.3%</i>
PUBLIC SCHOOL CONSTRUCTION	\$542,944,825	\$57,085,278	10.5%
DEPARTMENT OF GENERAL SERVICES	\$368,730,079	\$41,343,208	11.2%
DEPARTMENT OF HUMAN RESOURCES	\$328,574,304	\$119,031,382	36.2%
DEPARTMENT OF PUBLIC SAFETY & CORRECTIONAL SERVICES	\$202,542,810	\$47,476,451	23.4%
DEPARTMENT OF BUDGET & MANAGEMENT	\$188,967,537	\$32,289,098	17.1%
MARYLAND STATE LOTTERY AGENCY	\$118,113,154	\$17,583,120	14.9%
DEPARTMENT OF EDUCATION	\$49,291,542	\$9,179,183	18.6%
MARYLAND ENVIRONMENTAL SERVICES	\$39,244,175	\$14,450,297	36.8%
DEPARTMENT OF LABOR, LICENSING & REGULATIONS	\$34,015,093	\$8,026,103	23.6%
SAINT MARY'S COLLEGE	\$21,349,012	\$843,703	4.0%

**FY2006 MBE State Agency Goal
Summary Report (Contract Awards)**
(sorted by "Total Contract Awards")

State Agency Name	Total Contract Awards (A)	MBE Contract Awards (B)	Goal Attained (B)/(A)*100
DEPARTMENT OF BUSINESS & ECONOMIC DEVELOPMENT	\$21,146,244	\$6,426,308	30.4%
MORGAN STATE UNIVERSITY	\$21,041,134	\$5,209,302	24.8%
JUVENILE SERVICES	\$19,348,468	\$5,610,194	29.0%
MARYLAND STATE BOARD OF ELECTIONS	\$17,578,622	\$9,968,290	56.7%
MARYLAND STATE POLICE	\$16,904,710	\$1,120,767	6.6%
BALTIMORE CITY COMMUNITY COLLEGE	\$15,248,468	\$846,003	5.5%
SALISBURY STATE UNIVERSITY	\$13,922,290	\$536,345	3.9%
MARYLAND PUBLIC TELEVISION	\$13,372,051	\$324,098	2.4%
COMPTROLLER OF MARYLAND	\$13,083,930	\$2,986,848	22.8%
MARYLAND STADIUM AUTHORITY	\$11,639,048	\$2,560,155	22.0%
DEPARTMENT OF NATURAL RESOURCES	\$7,406,303	\$747,471	10.1%
MARYLAND STATE ARCHIVES	\$4,337,048	\$735,845	17.0%
DEPARTMENT OF AGRICULTURE	\$3,251,919	\$280,282	8.6%
INSURANCE ADMINISTRATION	\$2,788,968	\$113,178	4.1%
HOUSING & COMMUNITY DEVELOPMENT	\$2,420,273	\$281,534	11.6%
DEPARTMENT OF ENVIRONMENT	\$2,239,996	\$415,963	18.6%
EXECUTIVE DEPARTMENT	\$2,236,032	\$50,054	2.2%
MARYLAND STATE TREASURER'S OFFICE	\$1,411,925	\$186,729	13.2%
WORKERS COMPENSATION COMMISSION	\$809,694	\$119,420	14.7%
FOOD CENTER AUTHORITY	\$700,284	\$177,542	25.4%
DEPARTMENT OF PLANNING	\$640,159	\$169,269	26.4%
MARYLAND HIGHER EDUCATION COMMISSION	\$631,006	\$127,194	20.2%
ASSESSMENTS & TAXATION	\$597,794	\$192,724	32.2%
MARYLAND AUTO INSURANCE FUND	\$532,405	\$181,098	34.0%
ATTORNEY GENERAL'S OFFICE	\$244,000	\$5,114	2.1%
HUMAN RELATIONS COMMISSION	\$51,984	\$111	0.2%
DEPARTMENT OF PUBLIC WORKS	\$35,777	\$10,458	29.2%
TAX COURT	\$20,363	\$7,038	34.6%
PROSECUTORS OFFICE	\$13,361	\$7,540	56.4%
DEPARTMENT OF VETERAN AFFAIRS		\$162,659	
TOTALS	\$4,597,866,779	\$1,019,679,834	22.2%

**FY2006 Purchase Card (P-Card) Use
by State Agency**

(sorted by Total P-Card Dollars)

State Agency Name	Total Contract Awards	Total P-Card Procurements	Total MBE P-Card Procurements
USM-University System of Maryland	\$593,692,451	\$118,647,392	\$5,360,766
USM-UNIVERSITY OF MARYLAND, COLLEGE PARK	\$287,870,466	\$43,363,759	\$1,159,300
USM-UNIVERSITY OF MARYLAND, BALTIMORE	\$153,916,349	\$31,381,737	\$1,659,598
USM-UNIVERSITY OF MARYLAND, BALTIMORE COUNTY	\$27,975,077	\$12,784,099	\$867,184
USM-TOWSON UNIVERSITY	\$37,397,246	\$9,595,464	\$856,680
USM-BOWIE STATE UNIVERSITY	\$8,310,767	\$8,867,011	\$10,556
USM-UNIVERSITY OF MARYLAND, EASTERN SHORE	\$11,315,901	\$4,380,821	\$75,562
USM-UNIVERSITY OF MARYLAND, USM-UNIVERSITY COLLEGE	\$29,273,717	\$3,440,915	\$252,994
USM-UNIVERSITY OF BALTIMORE	\$13,829,284	\$2,565,128	\$200,624
USM-FROSTBURG STATE UNIVERSITY	\$14,353,117	\$1,990,190	\$0
USM-COPPIN STATE UNIVERSITY	\$9,450,527	\$278,268	\$278,268
DEPARTMENT OF HEALTH & MENTAL HYGIENE	\$685,694,083	\$17,527,866	\$1,663,536
MDOT-MD Department of Transportation	\$1,231,053,458	\$17,310,971	\$947,650
MDOT - STATE HIGHWAY ADMIN (SHA)	\$654,226,841	\$11,422,479	\$774,052
MDOT-TRANSPORTATION AUTHORITY (MdTA)	\$243,335,868	\$4,545,005	\$122,900
MDOT - AVIATION ADMIN (MAA)	\$84,596,584	\$820,170	\$8,230
MDOT - OFFICE OF THE SECRETARY	\$9,955,854	\$523,317	\$42,468
MDOT - MOTOR VEHICLE ADMIN (MVA)	\$27,767,117	\$0	\$0
MDOT - PORT ADMIN (MPA)	\$158,687,583	\$0	\$0
MDOT - TRANSIT ADMIN (MTA)	\$52,483,611	\$0	\$0
DEPARTMENT OF NATURAL RESOURCES	\$7,406,303	\$4,670,486	\$162,666
MORGAN STATE UNIVERSITY	\$21,041,134	\$4,271,750	\$224,382
DEPARTMENT OF EDUCATION	\$49,291,542	\$3,950,162	\$213,145
SALISBURY STATE UNIVERSITY	\$13,922,290	\$3,382,596	\$134,161
DEPARTMENT OF PUBLIC SAFETY & CORRECTIONAL SERVICES	\$202,542,810	\$2,194,890	\$18,361
DEPARTMENT OF HUMAN RESOURCES	\$328,574,304	\$1,960,454	\$236,587
SAINT MARY'S COLLEGE	\$21,349,012	\$1,708,582	\$15,096
JUVENILE SERVICES	\$19,348,468	\$1,227,962	\$65,995
DEPARTMENT OF BUSINESS & ECONOMIC DEVELOPMENT	\$21,146,244	\$687,887	\$72,846
HOUSING & COMMUNITY DEVELOPMENT	\$2,420,273	\$687,214	\$57,813

**FY2006 Purchase Card (P-Card) Use
by State Agency**

(sorted by Total P-Card Dollars)

State Agency Name	Total Contract Awards	Total P-Card Procurements	Total MBE P-Card Procurements
DEPARTMENT OF ENVIRONMENT	\$2,239,996	\$571,579	\$132,147
MARYLAND PUBLIC TELEVISION	\$13,372,051	\$569,609	\$21,748
DEPARTMENT OF GENERAL SERVICES	\$368,730,079	\$528,808	\$44,083
EXECUTIVE DEPARTMENT	\$2,236,032	\$496,694	\$21,618
MARYLAND STATE POLICE	\$16,904,710	\$343,051	\$21,508
COMPTROLLER OF MARYLAND	\$13,083,930	\$329,631	\$66,240
DEPARTMENT OF AGRICULTURE	\$3,251,919	\$272,267	\$17,364
DEPARTMENT OF LABOR, LICENSING & REGULATIONS	\$34,015,093	\$258,231	\$10,631
BALTIMORE CITY COMMUNITY COLLEGE	\$15,248,468	\$221,914	\$221,914
ASSESSMENTS & TAXATION	\$597,794	\$171,094	\$0
MARYLAND STATE LOTTERY AGENCY	\$118,113,154	\$148,481	\$12,239
MARYLAND STADIUM AUTHORITY	\$11,639,048	\$127,479	\$121,023
MARYLAND STATE ARCHIVES	\$4,337,048	\$123,139	\$2,553
MARYLAND HIGHER EDUCATION COMMISSION	\$631,006	\$104,552	\$7,961
FOOD CENTER AUTHORITY	\$700,284	\$71,854	\$7,311
DEPARTMENT OF BUDGET & MANAGEMENT	\$188,967,537	\$60,514	\$12,433
DEPARTMENT OF PUBLIC WORKS	\$35,777	\$15,980	\$10,458
MARYLAND STATE TREASURER'S OFFICE	\$1,411,925	\$15,887	\$0
TAX COURT	\$20,363	\$3,610	\$152
ATTORNEY GENERAL'S OFFICE	\$244,000	\$0	\$0
DEPARTMENT OF PLANNING	\$640,159	\$0	\$0
DEPARTMENT OF VETERAN AFFAIRS		\$0	\$0
HUMAN RELATIONS COMMISSION	\$51,984	\$0	\$0
INSURANCE ADMINISTRATION	\$2,788,968	\$0	\$0
MARYLAND AUTO INSURANCE FUND	\$532,405	\$0	\$0
MARYLAND ENVIRONMENTAL SERVICES	\$39,244,175	\$0	\$0
MARYLAND STATE BOARD OF ELECTIONS	\$17,578,622	\$0	\$0
PROSECUTORS OFFICE	\$13,361	\$0	\$0
PUBLIC SCHOOL CONSTRUCTION	\$542,944,825	\$0	\$0
WORKERS COMPENSATION COMMISSION	\$809,694	\$0	\$0
TOTALS	\$4,597,866,779	\$182,662,586	\$9,904,387

FY2006 State Agency Waiver Report

(sorted by "Number of Waivers")

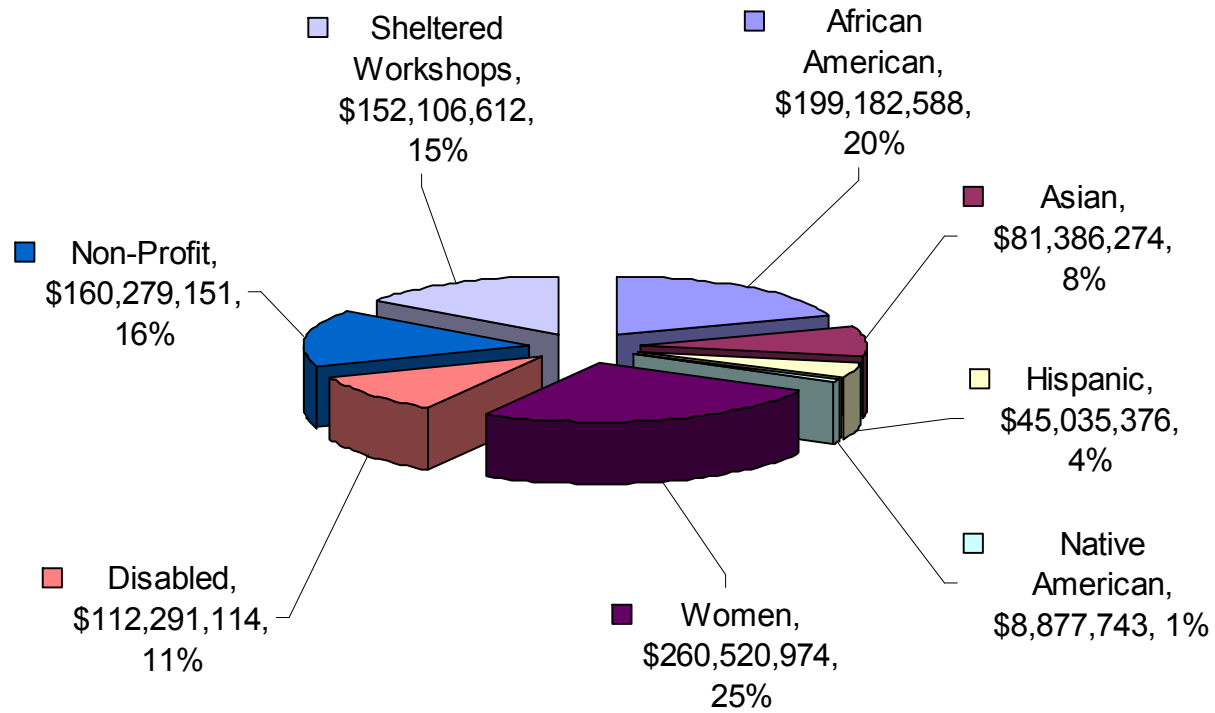
State Agency Name	Total Contract Awards	MBE Contract Awards	Number of Waivers
PUBLIC SCHOOL CONSTRUCTION	\$542,944,825	\$57,085,278	139
DEPARTMENT OF GENERAL SERVICES	\$368,730,079	\$41,343,208	22
DEPARTMENT OF PUBLIC WORKS	\$35,777	\$10,458	19
MDOT-MD Department of Transportation	\$1,231,053,458	\$236,925,518	15
MDOT - STATE HIGHWAY ADMIN (SHA)	\$654,226,841	\$125,260,625	8
MDOT-TRANSPORTATION AUTHORITY (MdTA)	\$243,335,868	\$56,507,112	5
MDOT - TRANSIT ADMIN (MTA)	\$52,483,611	\$16,781,073	2
MDOT - PORT ADMIN (MPA)	\$158,687,583	\$10,146,262	0
MDOT - AVIATION ADMIN (MAA)	\$84,596,584	\$20,213,583	0
MDOT - MOTOR VEHICLE ADMIN (MVA)	\$27,767,117	\$7,608,577	0
MDOT - OFFICE OF THE SECRETARY	\$9,955,854	\$408,286	0
DEPARTMENT OF PLANNING	\$640,159	\$169,269	9
USM-University System of Maryland	\$593,692,451	\$82,426,909	7
USM-UNIVERSITY OF MARYLAND, COLLEGE PARK	\$287,870,466	\$41,961,895	4
USM-FROSTBURG STATE UNIVERSITY	\$14,353,117	\$612,866	2
USM-TOWSON UNIVERSITY	\$37,397,246	\$8,422,043	1
USM-UNIVERSITY OF MARYLAND, BALTIMORE	\$153,916,349	\$20,327,456	0
USM-UNIVERSITY OF MARYLAND, USM-UNIVERSITY COLLEGE	\$29,273,717	\$3,368,259	0
USM-UNIVERSITY OF MARYLAND, BALTIMORE COUNTY	\$27,975,077	\$3,265,912	0
USM-UNIVERSITY OF BALTIMORE	\$13,829,284	\$848,242	0
USM-UNIVERSITY OF MARYLAND, EASTERN SHORE	\$11,315,901	\$483,959	0
USM-COPPIN STATE UNIVERSITY	\$9,450,527	\$1,283,498	0
USM-BOWIE STATE UNIVERSITY	\$8,310,767	\$1,852,779	0
MARYLAND ENVIRONMENTAL SERVICES	\$39,244,175	\$14,450,297	4
DEPARTMENT OF HUMAN RESOURCES	\$328,574,304	\$119,031,382	3
JUVENILE SERVICES	\$19,348,468	\$5,610,194	3
DEPARTMENT OF HEALTH & MENTAL HYGIENE	\$685,694,083	\$313,460,051	2
DEPARTMENT OF PUBLIC SAFETY & CORRECTIONAL SERVICES	\$202,542,810	\$47,476,451	2
DEPARTMENT OF BUDGET & MANAGEMENT	\$188,967,537	\$32,289,098	2
COMPTROLLER OF MARYLAND	\$13,083,930	\$2,986,848	2
SALISBURY STATE UNIVERSITY	\$13,922,290	\$536,345	1
EXECUTIVE DEPARTMENT	\$2,236,032	\$50,054	1

FY2006 State Agency Waiver Report

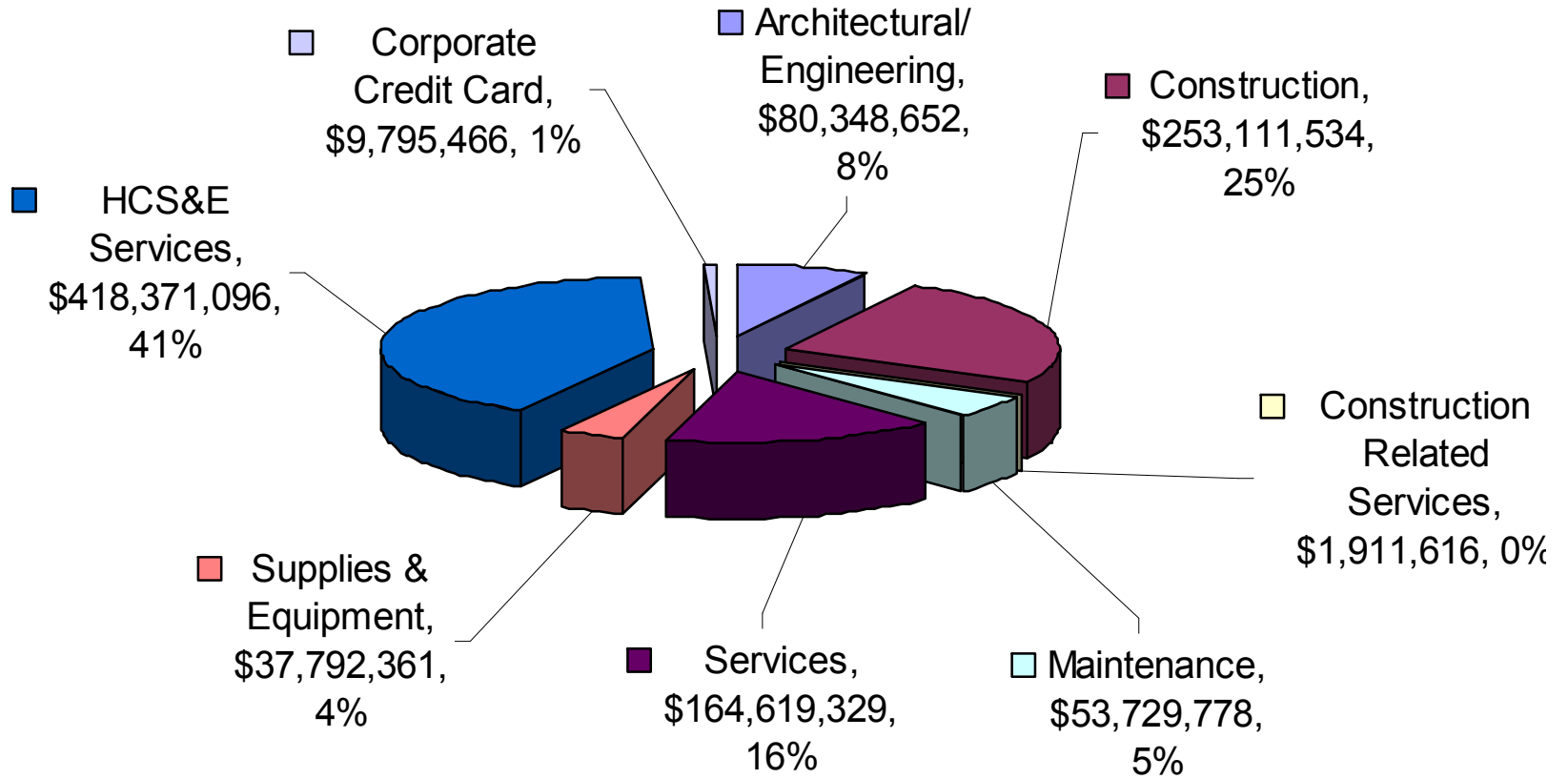
(sorted by "Number of Waivers")

State Agency Name	Total Contract Awards	MBE Contract Awards	Number of Waivers
MARYLAND STATE LOTTERY AGENCY	\$118,113,154	\$17,583,120	0
DEPARTMENT OF EDUCATION	\$49,291,542	\$9,179,183	0
DEPARTMENT OF LABOR, LICENSING & REGULATIONS	\$34,015,093	\$8,026,103	0
SAINT MARY'S COLLEGE	\$21,349,012	\$843,703	0
DEPARTMENT OF BUSINESS & ECONOMIC DEVELOPMENT	\$21,146,244	\$6,426,308	0
MORGAN STATE UNIVERSITY	\$21,041,134	\$5,209,302	0
MARYLAND STATE BOARD OF ELECTIONS	\$17,578,622	\$9,968,290	0
MARYLAND STATE POLICE	\$16,904,710	\$1,120,767	0
BALTIMORE CITY COMMUNITY COLLEGE	\$15,248,468	\$846,003	0
MARYLAND PUBLIC TELEVISION	\$13,372,051	\$324,098	0
MARYLAND STADIUM AUTHORITY	\$11,639,048	\$2,560,155	0
DEPARTMENT OF NATURAL RESOURCES	\$7,406,303	\$747,471	0
MARYLAND STATE ARCHIVES	\$4,337,048	\$735,845	0
DEPARTMENT OF AGRICULTURE	\$3,251,919	\$280,282	0
INSURANCE ADMINISTRATION	\$2,788,968	\$113,178	0
HOUSING & COMMUNITY DEVELOPMENT	\$2,420,273	\$281,534	0
DEPARTMENT OF ENVIRONMENT	\$2,239,996	\$415,963	0
MARYLAND STATE TREASURER'S OFFICE	\$1,411,925	\$186,729	0
WORKERS COMPENSATION COMMISSION	\$809,694	\$119,420	0
FOOD CENTER AUTHORITY	\$700,284	\$177,542	0
MARYLAND HIGHER EDUCATION COMMISSION	\$631,006	\$127,194	0
ASSESSMENTS & TAXATION	\$597,794	\$192,724	0
MARYLAND AUTO INSURANCE FUND	\$532,405	\$181,098	0
ATTORNEY GENERAL'S OFFICE	\$244,000	\$5,114	0
HUMAN RELATIONS COMMISSION	\$51,984	\$111	0
TAX COURT	\$20,363	\$7,038	0
PROSECUTORS OFFICE	\$13,361	\$7,540	0
DEPARTMENT OF VETERAN AFFAIRS		\$162,659	0
TOTALS	\$4,597,866,779	\$1,019,679,834	231

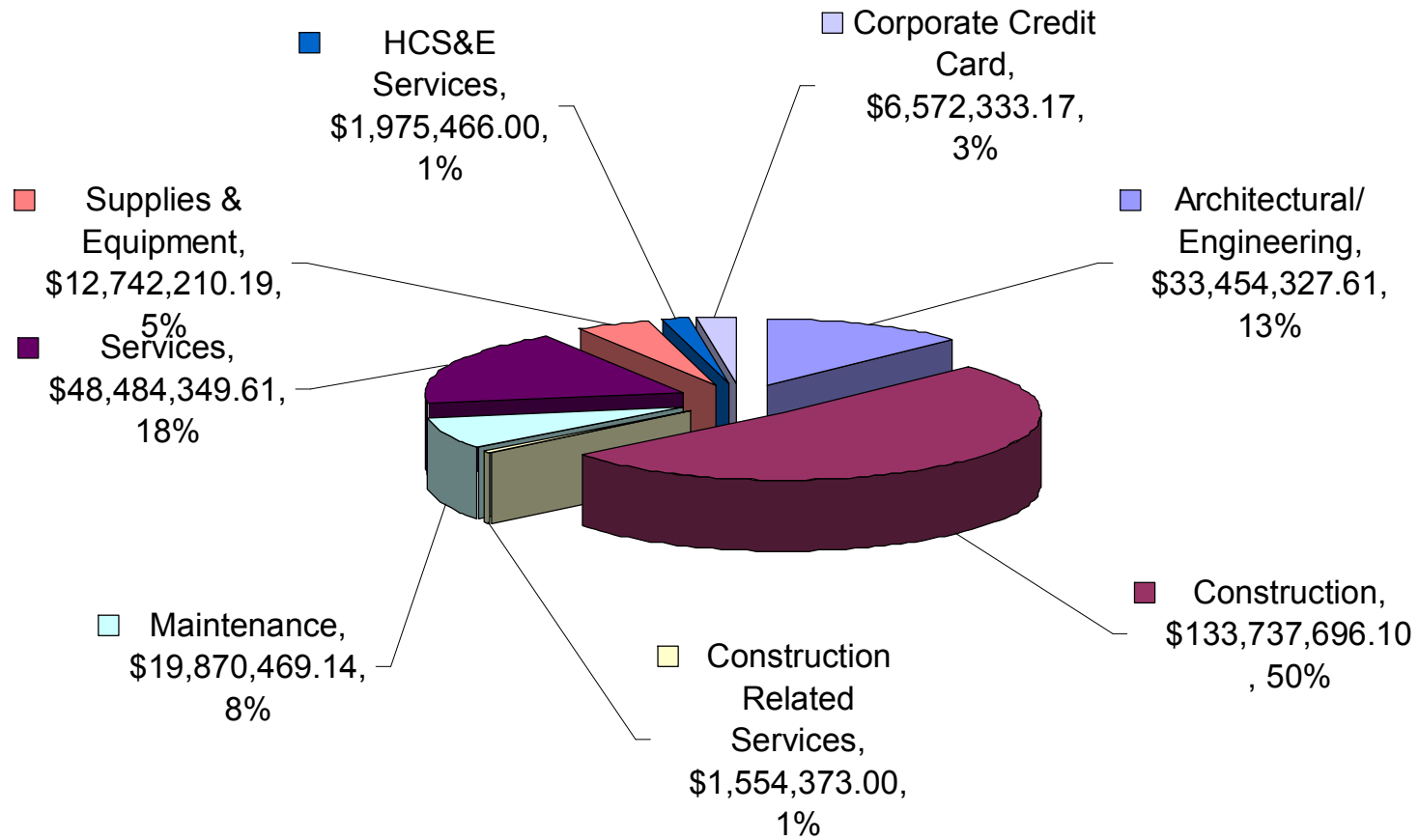
FY2006 Contract Awards to MBEs by MBE Classification



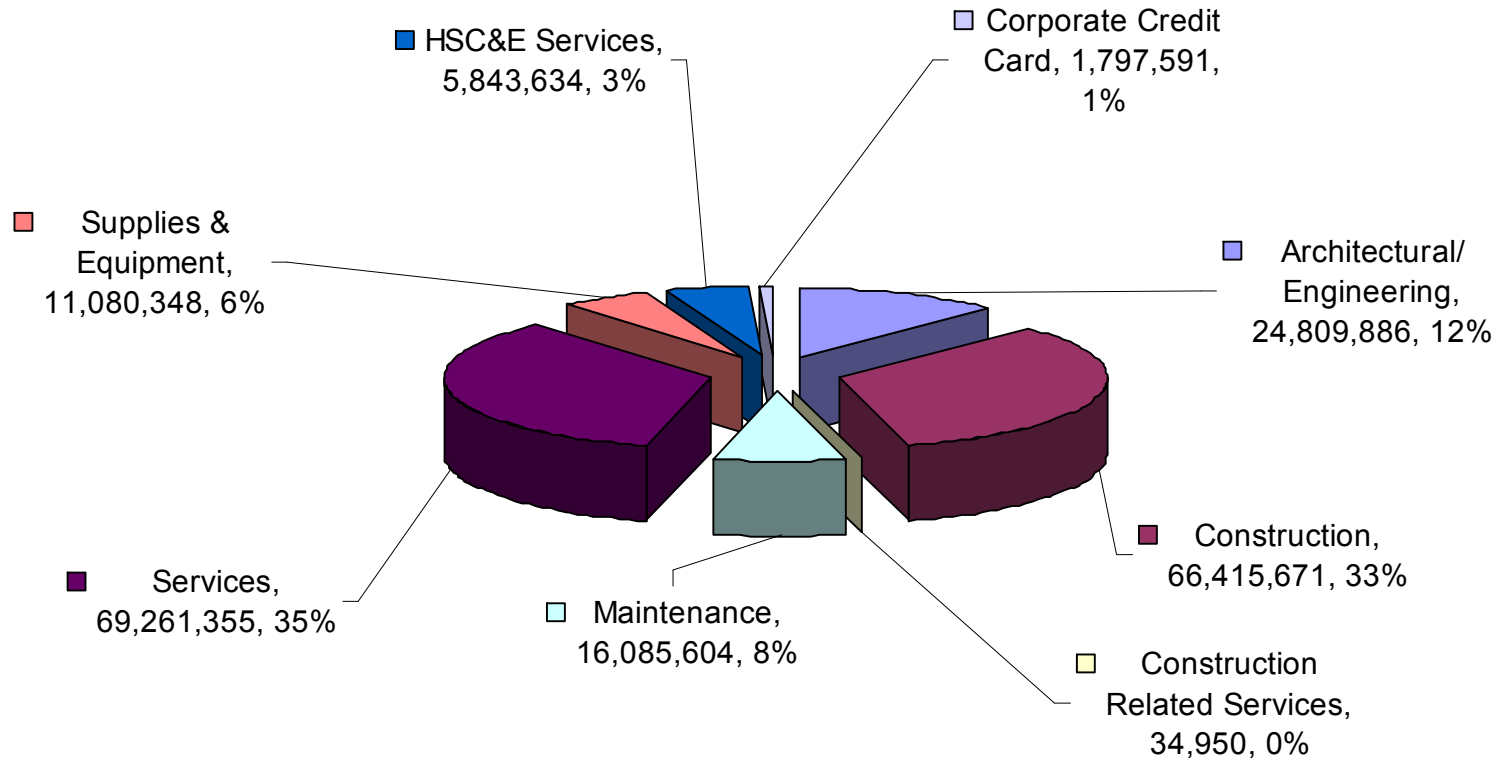
FY2006 Contract Awards to MBEs by Procurement Category



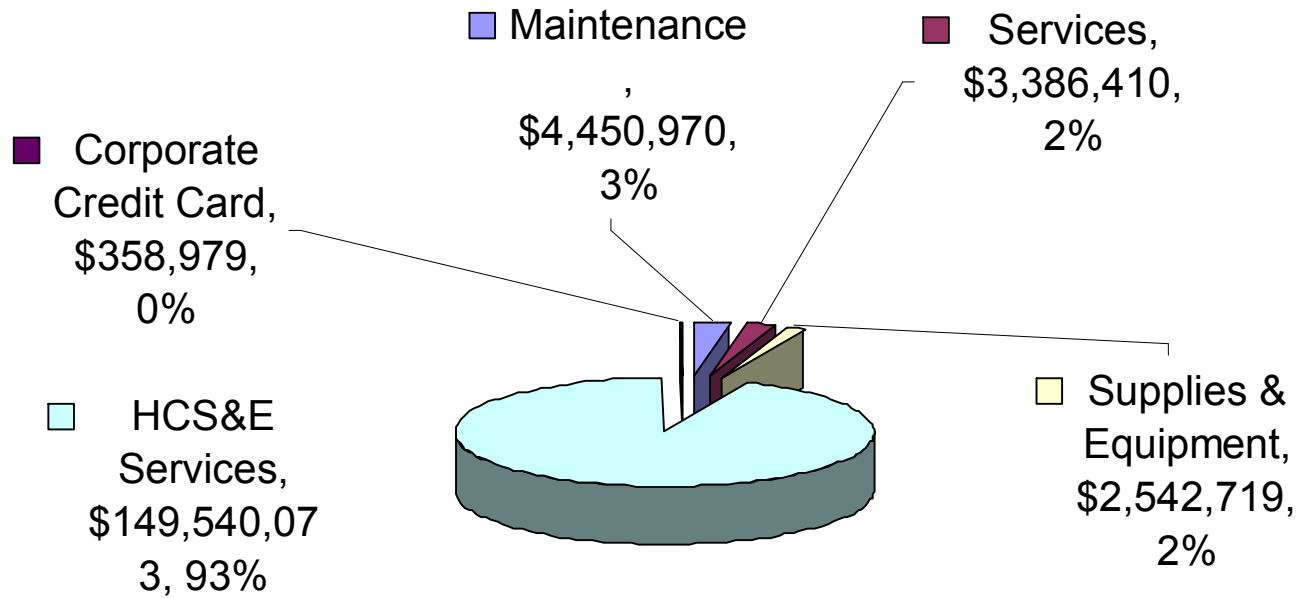
FY2006 Contract Awards to Women Owned Firms by Procurement Category



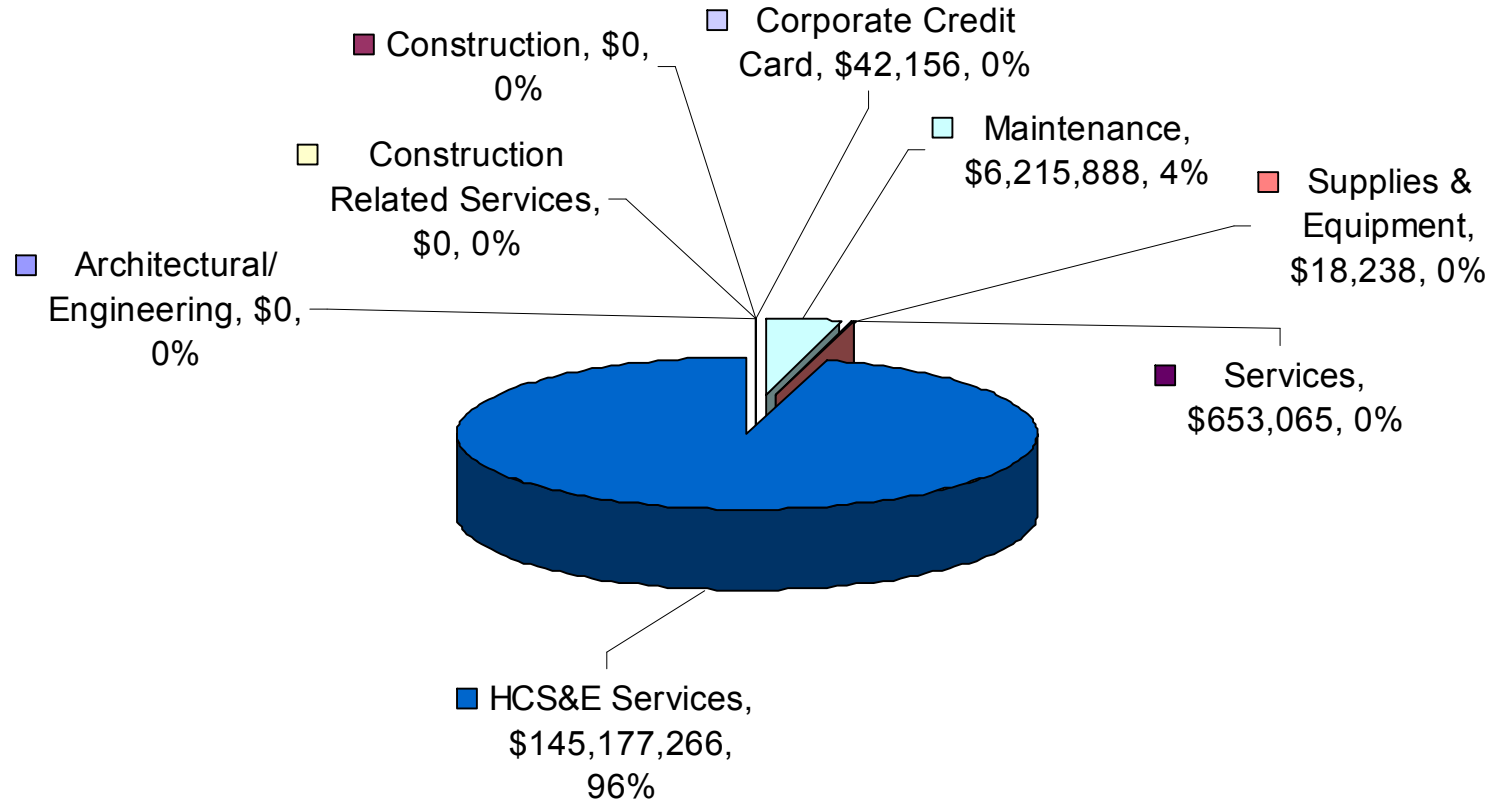
FY2006 Contract Awards to African American Owned Firms by Procurement Category



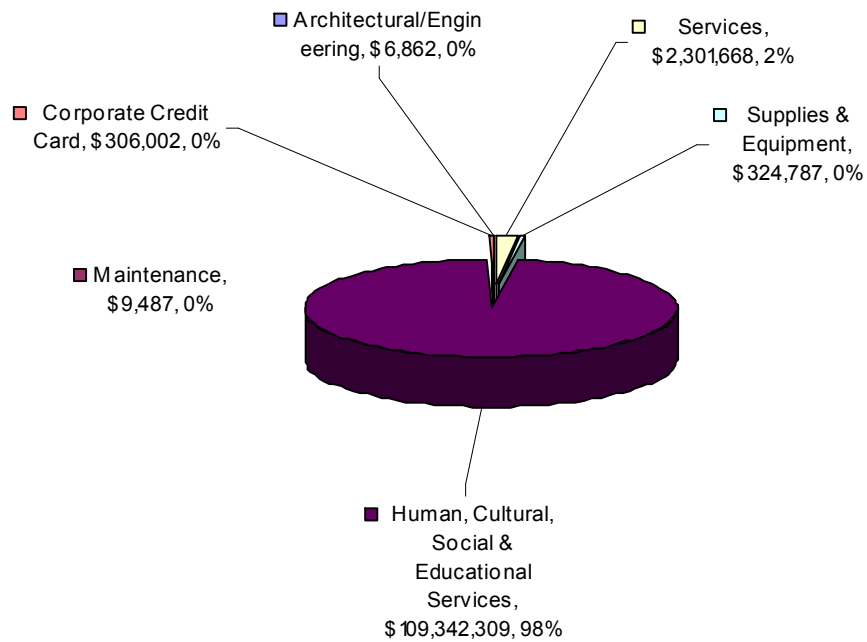
FY2006 Contract Awards to Non-Profits by Procurement Category



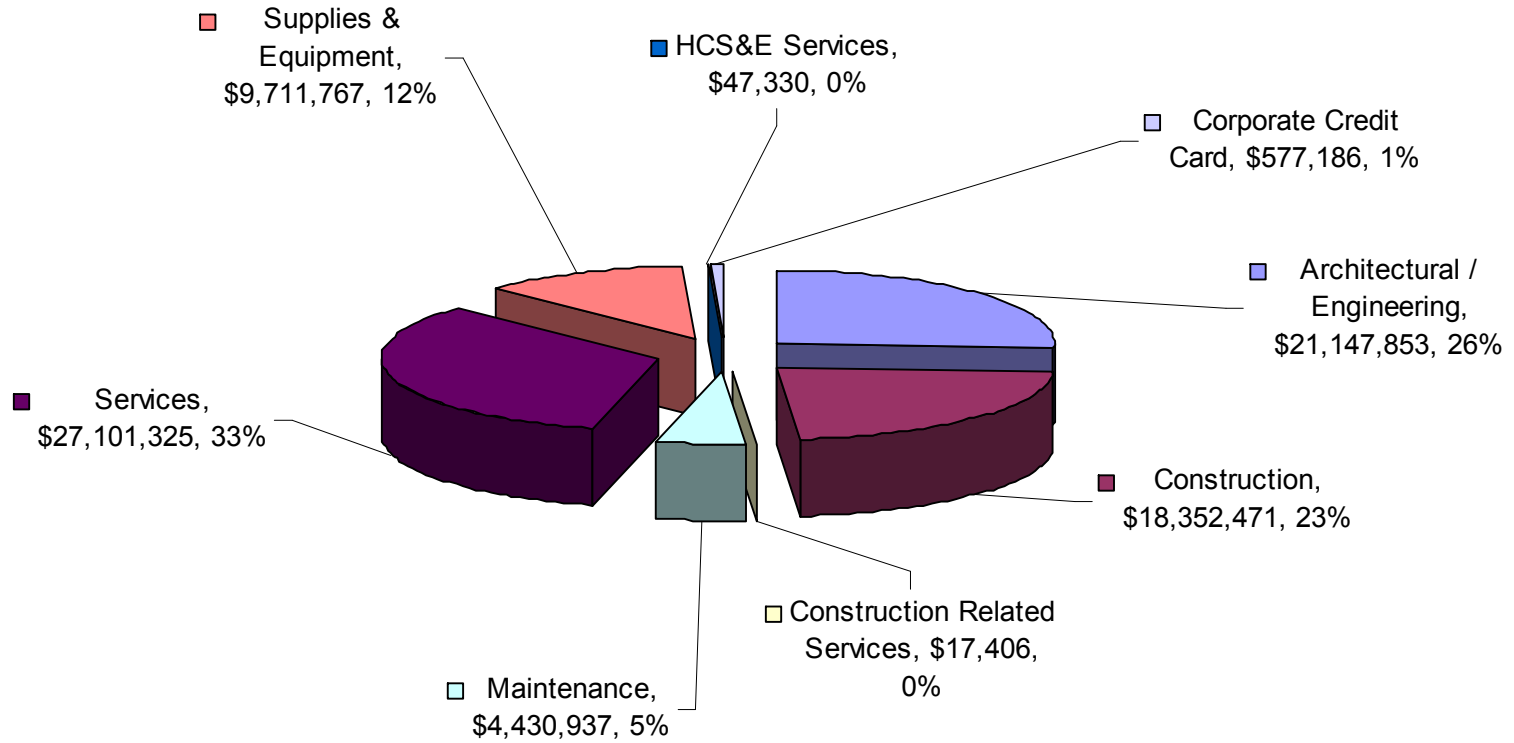
FY2006 Contract Awards to Sheltered Workshops by Procurement Category



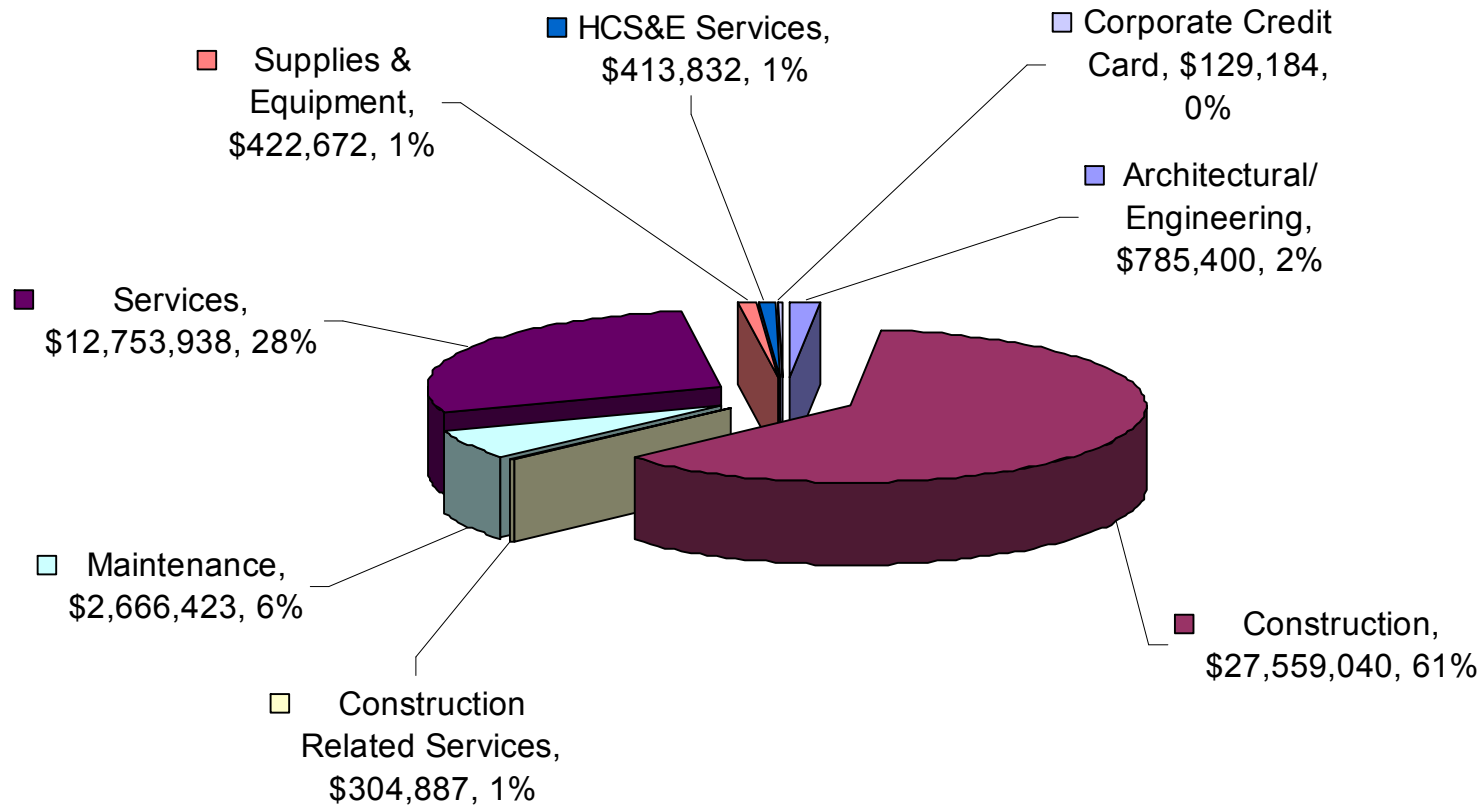
FY2006 Contract Awards to Disabled Owned Firms by Procurement Category



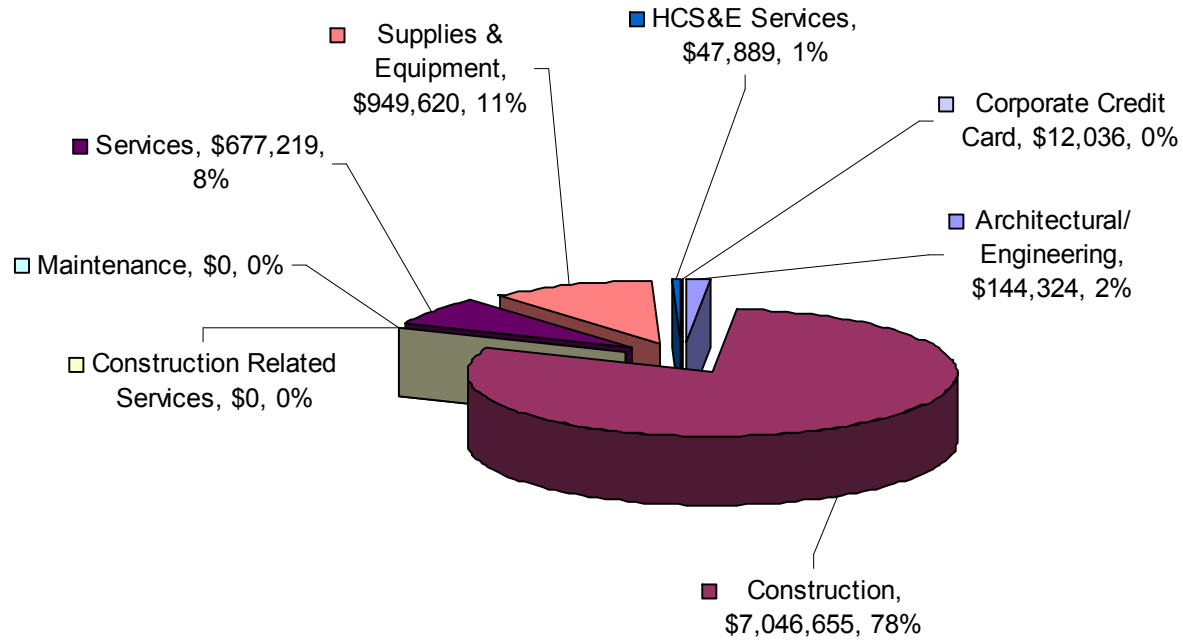
FY2006 Contract Awards to Asian American Owned Firms by Procurement Category



FY2006 Contract Awards to Hispanic Owned Firms by Procurement Category



FY2006 Contract Awards to Native American Owned Firms by Procurement Category



This Page Intentionally Left Blank